

Good Morning,
**Let's talk about work
experience...**



Why is work experience important?

Provides you with an insight into the world of work.


Gives you an opportunity to showcase and develop your skills and motivation as an individual.

Allows you to form an outline of the career path you may choose.

Enables you to build a foundation relationship with a local employer and possibly make a lasting impression.



Here is what other students say about work experience...



Local work experience opportunities are right on **your** doorstep



Solicitors

Multiple local law firms in your area could allow you the opportunity to experience such a career firsthand.

Restaurant/Café

Work experience in a café or restaurant can offer great experience if you have interest in the service sector.

Accountancy Firms

Some accountancy firms in your local area may allow you to obtain valuable experience in a growing industry.

Engineering

If you are seeking a potential career in engineering. There could be plenty of local engineering companies near you.

Education

Your own school can also take you on for experience if you have an interest in the educational system.

Art & Design

There are many creative studios that would love to have young talent on board for work experience..

Hair & Beauty

Even local hair salons are interested in taking on people for work experience. Which could even lead to a job afterwards.



Tips for finding a work placement



Do your research

Research using the internet, look in the local paper for employers based nearby who might give you a placement.

Don't be shy!

Emailing, telephoning and visiting employers in person to make an enquiry. Research the company and find the name of the key person to ask for.

Word of mouth

Talk to friends, parents, family members and enquire if they can help out or support. Everyone knows someone!



Tips for finding a work placement



Network

Active networking in person and online using social media sites including Twitter, Facebook and LinkedIn to follow companies and post about looking for work experience.

Register...

Register on volunteer, apprenticeship and job websites to search for companies and contact details.

Ask your teachers

Talk to your School Teachers and ask them if they can think of anyone they might know.




Key Dates to Remember!



You must download the app and log in
by **February half term**

You must have found your own
placement at **least 6 weeks** before
your work experience placement
(aim to have everything sorted by the
Easter holiday)

You will go out on Work Experience:
4th – 8th July 2022

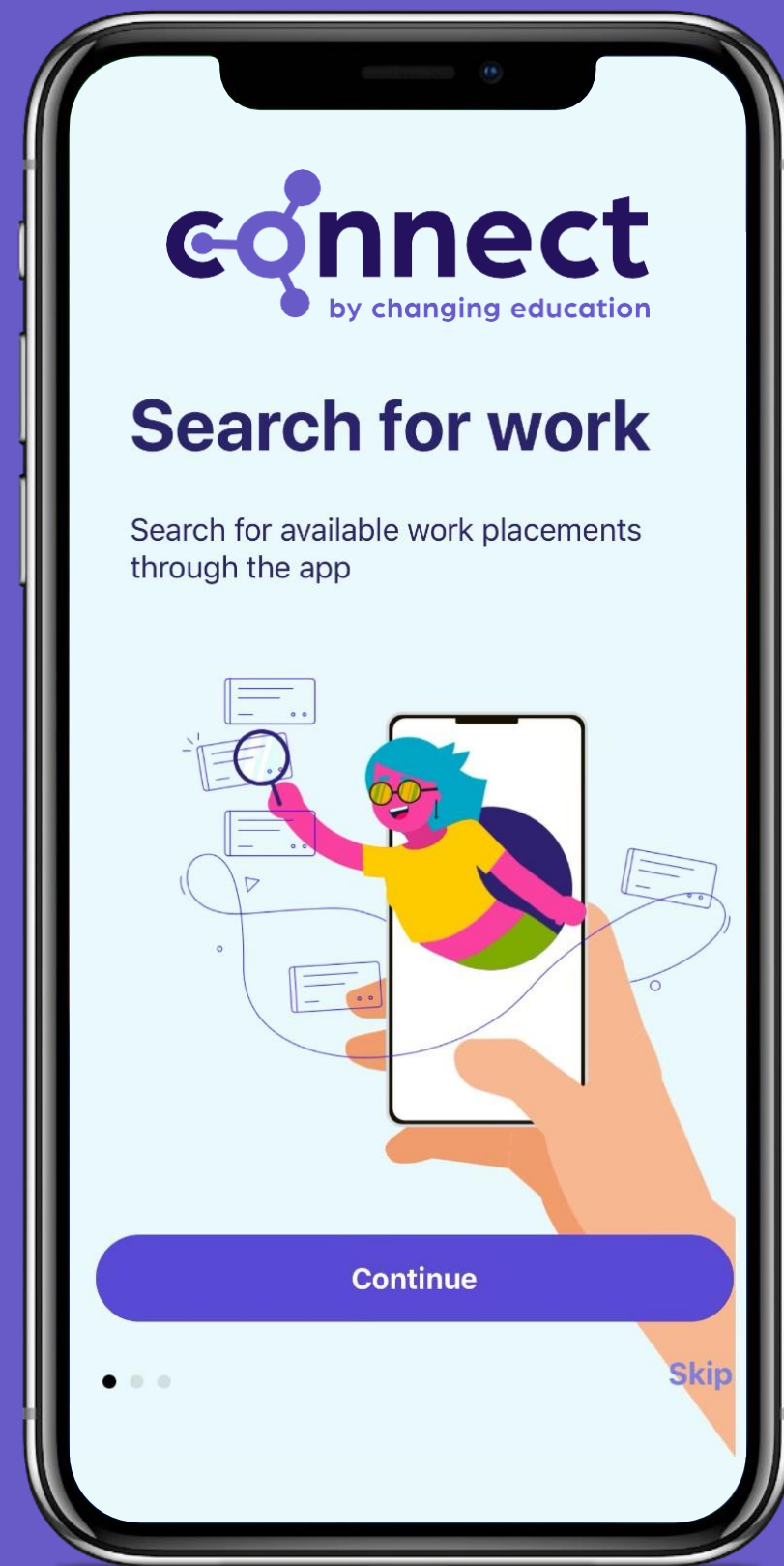


What do I do next?

Step 1: Download the app



changing
education



Download on the
App Store



GET IT ON
Google Play

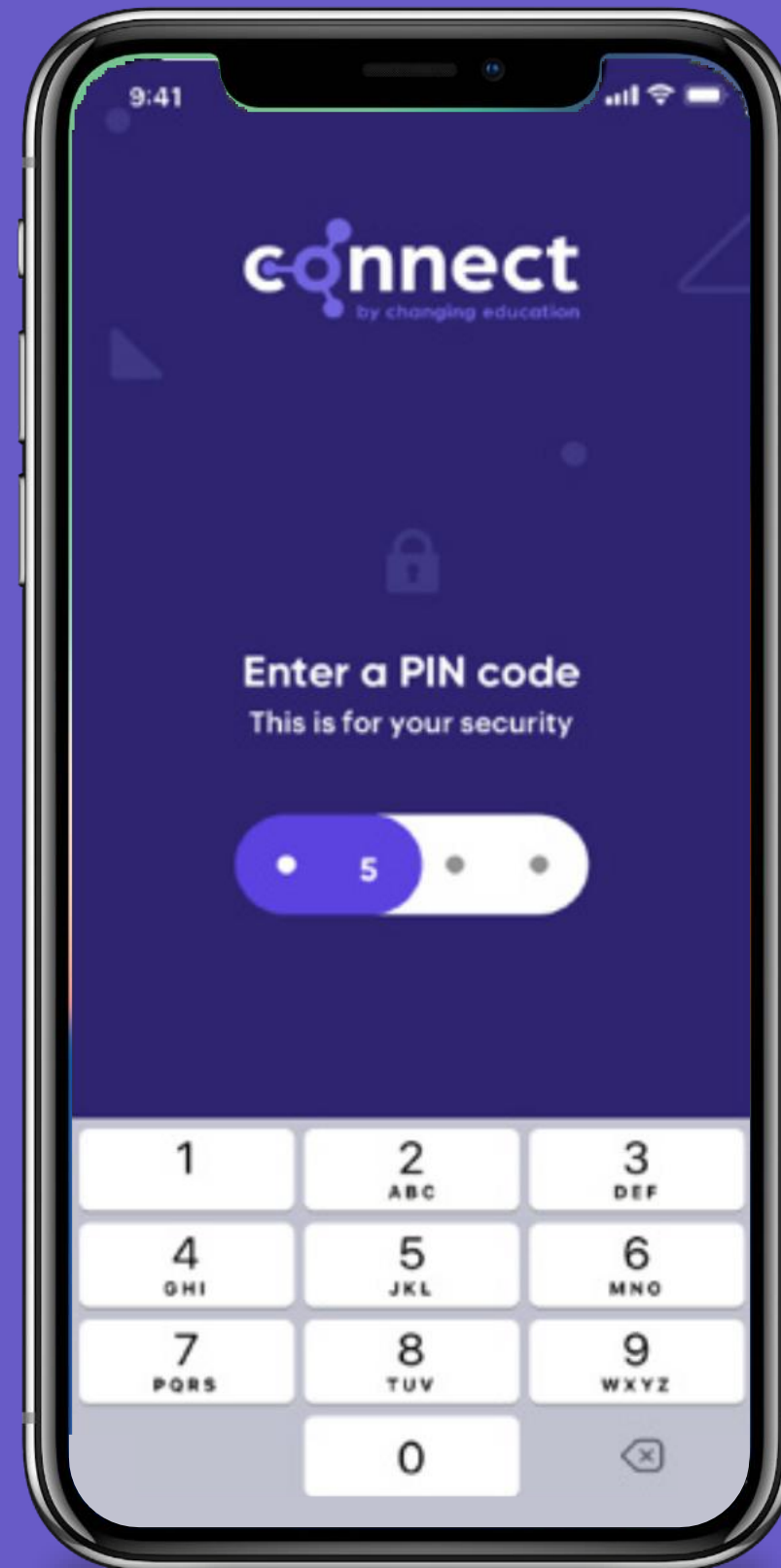
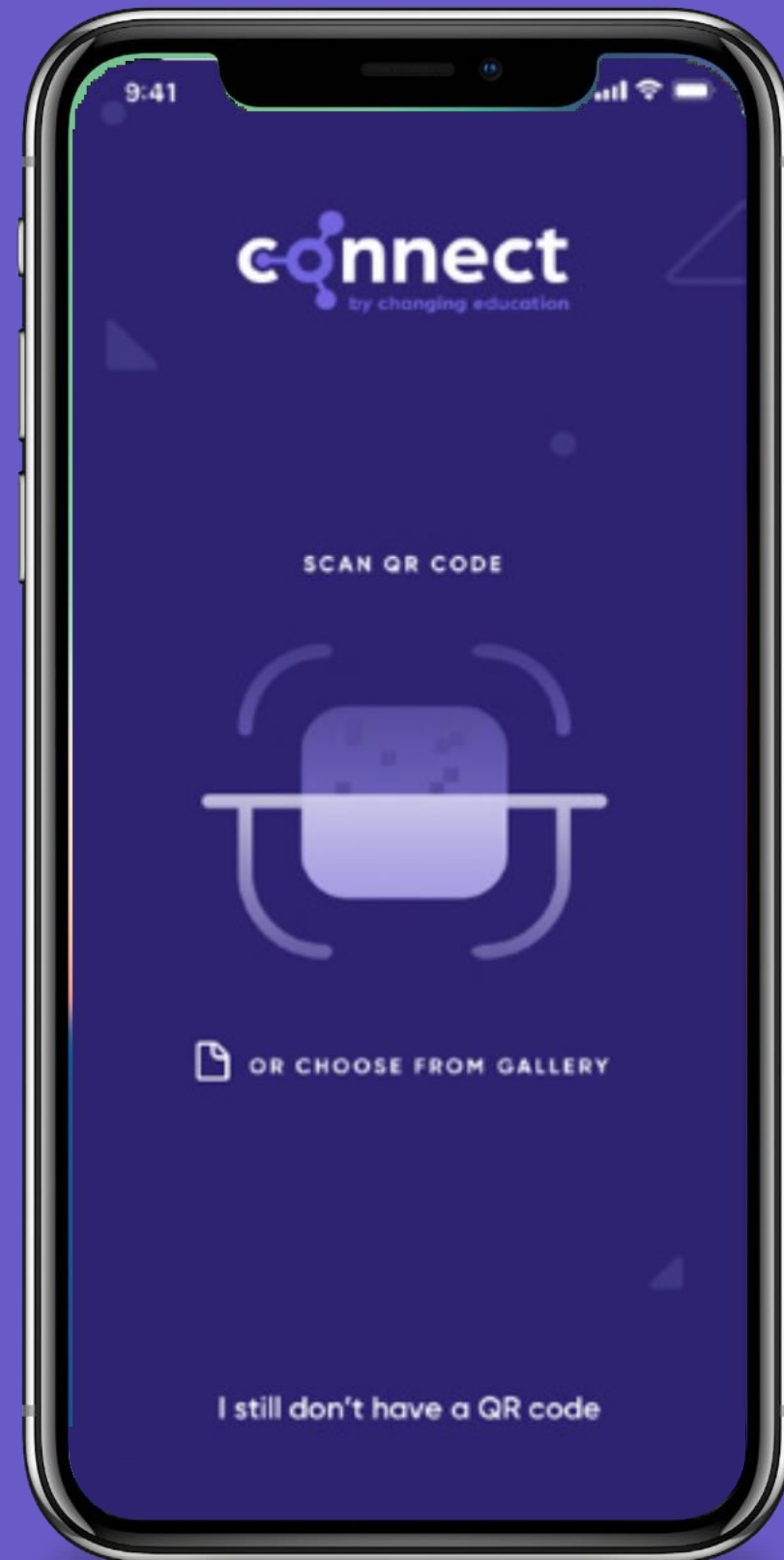
Type in **Connect Placement Manager** into
your **Apple or Google Play** store and
download the app.

Select the **ConnectED – Careers Manager**

Step 2: Log into the App

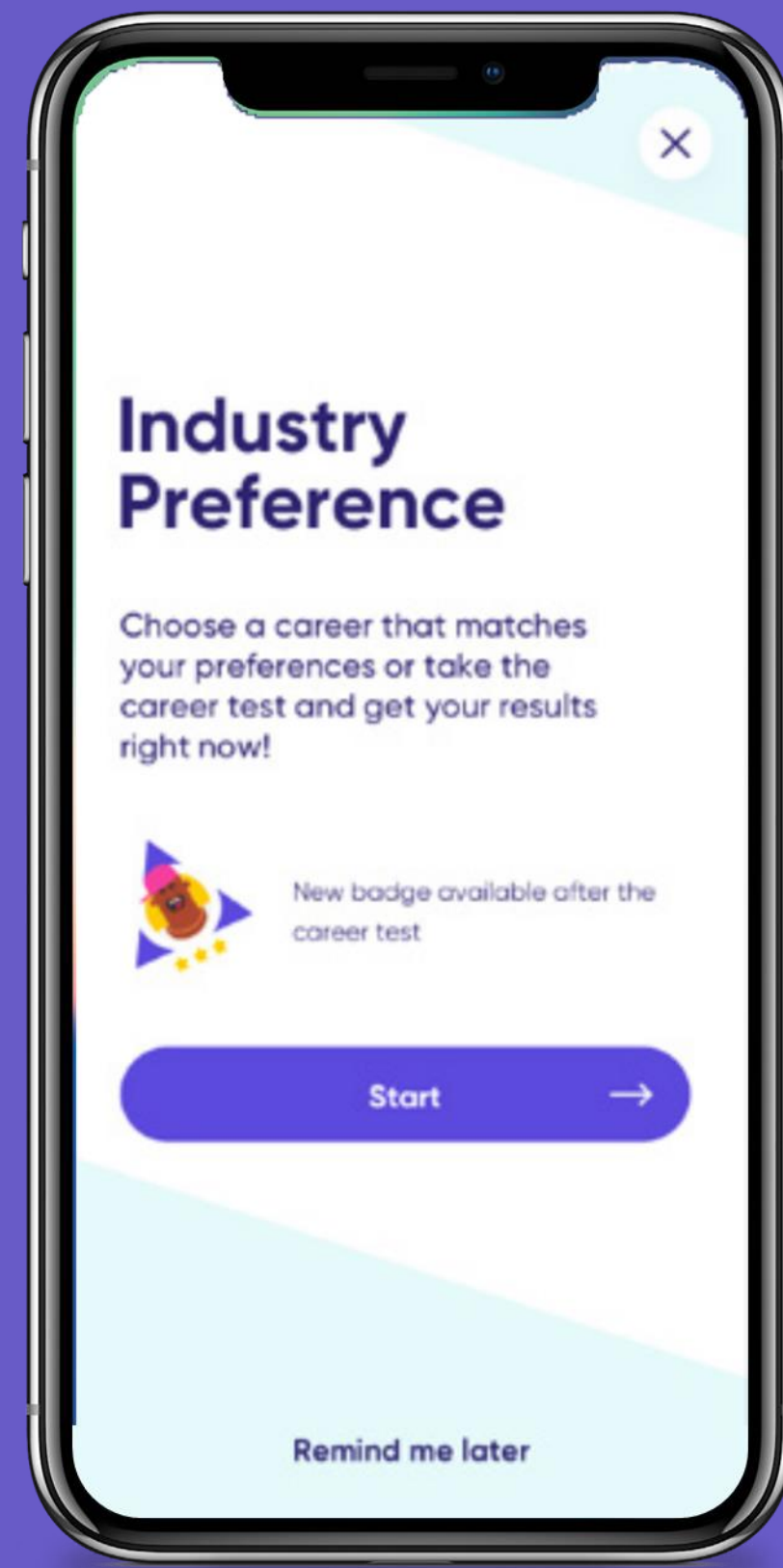


changing
education



**Scan your unique QR Code or
click the link in your invite
email and create
your own password.**

Step 3: Select Your Industry Preference




We prompt students to input their industry preferences to **help school understand which career paths** students are considering.

It is also helpful for you to log your industry preferences during the pre-placement phase to **reflect back** on post-placement to see if your preferences have changed or remained the same.

Step 4: Skills Builder



changing
education



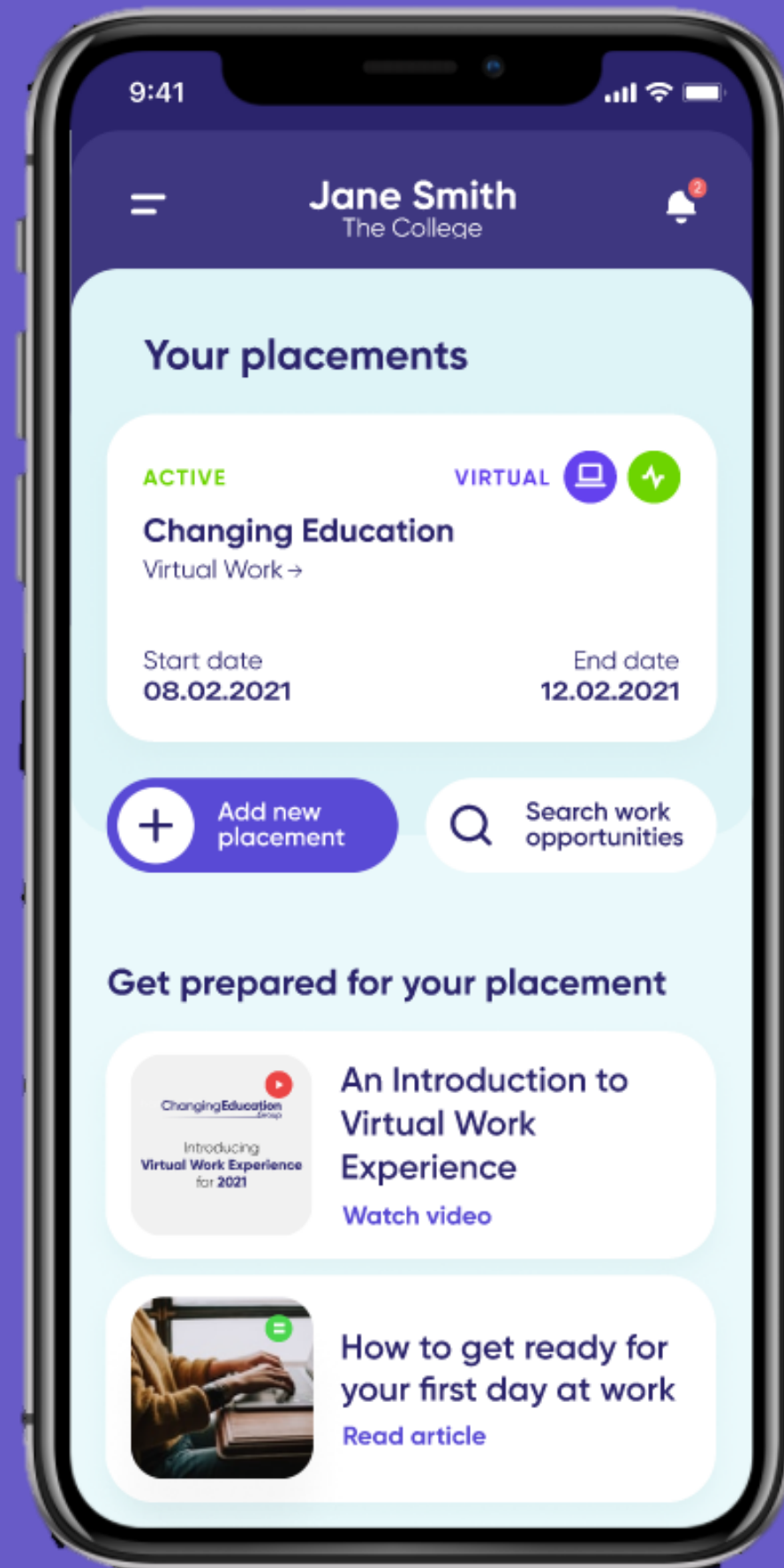
Our new Skills Builder tool will allow you to develop and reflect on your skills as an individual.

This is a key part in preparing you for your work placement as this tool will give you building blocks to improve your listening, speaking, problem solving, team working and many more skills before your placement starts.

Step 5: Inputting your placement



changing
education

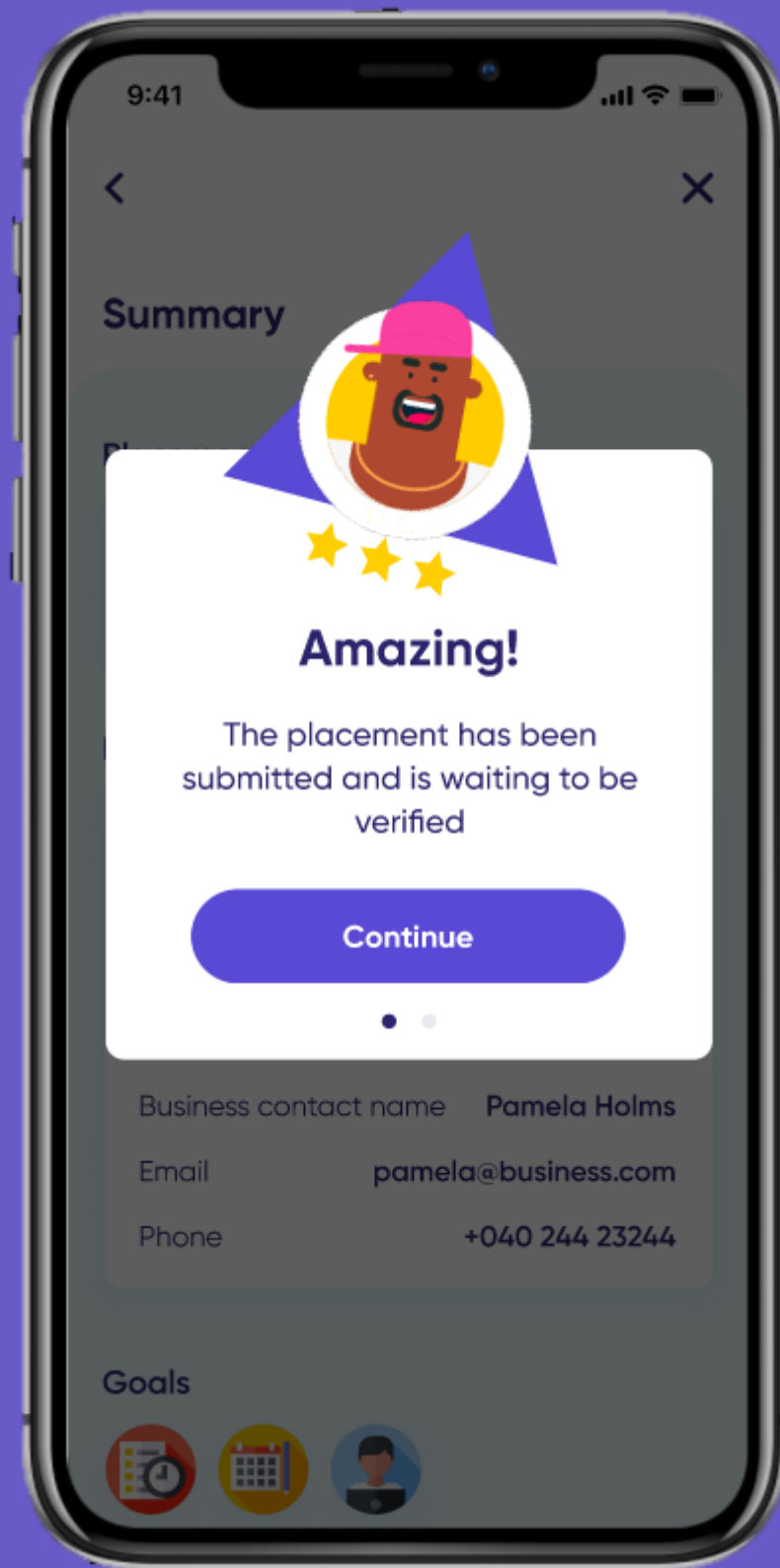


Once you have found your own placement you will need to **input the employer details into the app** so that we can help the employer complete the risk assessment process.

You will need to input your self-found placement on the app at **least 6 weeks before your placement start date.**

All placements need to be **MEANINGFUL and APPROPRIATE**

Step 6: Placement Verification



The teacher or staff member in charge of work experience at your school will then **verify or deny your placement** based on whether or not they are satisfied with your chosen employer and their details.

If your placement is denied, there will be a **comment from your school contact** telling you why your placement is not suitable to go ahead.

Any Questions?

